

ವಾಯವ್ಯ ಕರ್ನಾಟಕ ರಸ್ತೆ ಸಾರಿಗೆ ಸಂಸ್ಥೆ  
North Western Karnataka Road Transport Corporation  
ಸ್ವಾತಂತ್ರ್ಯ ಹೋರಾಟಗಾರರ ಪತ್ನಿಯರಿಗೆ 2000 ರೂ. ಮೌಲ್ಯದ ಉಚಿತ ಬಸ್  
ಕೂಪನ್‌ಗಳು

Application For Issue of Rs. 2000 worth of Free Bus Coupons to wife of Freedom Fighters

Step 1: Go to [Sevasindhu.karnataka.gov.in](http://Sevasindhu.karnataka.gov.in) website and Click on Departments and services.

Step 2: Select department name **North Western Karnataka Road Transport Corporation** and Click on **Application For Issue of Rs. 2000 worth of Free Bus Coupons to wife of Freedom Fighters** service name. Alternatively, you can search **Application For Issue of Rs. 2000 worth of Free Bus Coupons to wife of Freedom Fighters** in the search option.

### Step 3: Click on Apply online.

The screenshot shows the Seva Sindhu portal interface. At the top, there are navigation tabs for 'HOME', 'ABOUT SEVA SINDHU', and 'DEPARTMENT'. The main content area displays the following information:

- Eligibility:** Wives/ widows of Freedom Fighters
- Supporting Document:**
  1. Government Order regarding award and sanction of honorarium to their families.
  2. Sanction of honorarium award to families, issued by the Karnataka Accountant General
  3. Aadhar Card
  4. Request Letter
  5. pass port size photos of wives/widows of Freedom Fighters certifying by gazetted officer
  6. Information/Documents stipulated by Deputy Commissioner to certify that the applicant is wife/widow of freedom fighter
- Application Fee :** NA
- Service Charge (Free for Online Submission) :** 20
- Delivery Time (Days) :** 7
- Procedure for applying:**
  1. Applicant logs into Seva Sindhu portal.
  2. Applicant provides the user credentials provided by Drugs Control Department to apply for this service
  3. Applicant submits the application on Seva Sindhu portal along with necessary supporting documents and makes the payment for the service.
  4. Applicant to provide clarification through re-submission of documents if requested by the Department
  5. The approving authority approves and applicant collects the digitally signed certificate or the approving authority rejects and applicant collects the endorsement stating reasons for rejection.

A green 'Apply Online' button is located at the bottom right of the application details box and is circled in red.

### Step 4: Enter the login details and click on log in button.

The screenshot shows the login form with the following fields and elements:

- Username field: 7411601421
- Password field: masked with dots
- GET OTP button
- OTP field: 788814 (displayed in a green box)
- LOG IN button (highlighted with a red circle)
- Forgot Password? link
- Don't have an account? Register HERE link

## Step 5: Fill the Applicant Details

Menu ≡ Themes Language Kavya G D

Manage Profile <  
Apply for services <  
View Status of Application <  
Messages & Alerts <

ವಾಯವ್ಯ ಕರ್ನಾಟಕ ರಾಜ್ಯ ರಸ್ತೆ ಸಾರಿಗೆ ಸಂಸ್ಥೆ  
North Western Karnataka Road Transport Corporation  
ಸ್ವಾತಂತ್ರ್ಯ ಹೋರಾಟಗಾರರ ಪತ್ನಿಯರಿಗೆ 2000 ರೂ. ಮೌಲ್ಯದ  
ಉಚಿತ ಬಸ್ ಕೂಪನ್‌ಗಳು  
Application For Issue of Rs. 2000 worth of Free Bus Coupons to  
wife of Freedom Fighters

Important Instructions/ಪ್ರಮುಖ ಸೂಚನೆಗಳು

"View Instructions/ಸೂಚನೆಗಳನ್ನು ವೀಕ್ಷಿಸಿ"

ಅರ್ಜಿದಾರರ ವಿವರ / Applicant's Details

## Step 6: Click on I agree checkbox and fill the Captcha Code as given & Submit.

ಪಿನ್ ಕೋಡ್ /Pin Code 365777

Declaration/ಘೋಷಣೆ

I Agree

ಮೇಲೆ ನೀಡಿರುವ ಎಲ್ಲಾ ವಿವರಗಳು ಸತ್ಯವಾಗಿರುತ್ತವೆ ಎಂದು ಘೋಷಿಸುತ್ತೇನೆ.. I  
declare the information/ details provided above are true to the best of my  
knowledge.

Word verification

288578

Please enter the characters shown above

288578

Draw Submit Close Reset

MINISTRY OF PANCHAYATI RAJ  
GOVERNMENT OF INDIA

Digital India  
Power To Empower



data.gov.in  
Open Government Data (OGD) Platform India

india.gov.in

Delhi

PMINDIA

**Step 7:** A fully filled form will be generated for user verification, If have an correction click on Edit option, otherwise processed to **Attach annexure**.



Themes Language Kavya G D

Application not yet submitted. To proceed click on the appropriate button available at the bottom of this page

### ಅರ್ಜಿದಾರರ ವಿವರ / Applicant's Details

ಅರ್ಜಿದಾರನ ಹೆಸರು/Applicant's Name :	sadfsdgtfj
ಹುಟ್ಟಿದ ದಿನಾಂಕ / Date of Birth :	25/05/1971
ವಯಸ್ಸು/Age :	50
ಮೊಬೈಲ್ ಸಂಖ್ಯೆ / Mobile Number :	8678367673
ವರ್ಗ/Category :	ಸಾಮಾನ್ಯ/General
Division /ವಿಭಾಗ :	Dhanward
Type of pass/ಪಾಸ್ ವಿಧ :	ಹೊಸ ಪಾಸ್ / New Pass

### ವಿಳಾಸ /Address

ವಿಳಾಸ 1 / Address 1 :	asdgfjkljk
ವಿಳಾಸ 2 / Address 2 :	fegxshfj
ವಿಳಾಸ 3 / Address 3 :	vsfjh

**Step 8:** Click on **Attach annexures**

ರಾಜ್ಯ / State :	KARNATAKA
ಜಿಲ್ಲೆ / District :	KALABURAGI
ಪಿನ್ ಕೋಡ್ /Pin Code :	365777

### Declaration/ಘೋಷಣೆ

ಮೇಲೆ ನೀಡಿರುವ ಎಲ್ಲಾ ವಿವರಗಳು ಸತ್ಯವಾಗಿರುತ್ತವೆ ಎಂದು ಘೋಷಿಸುತ್ತೇನೆ. I declare the information/ details provided above are true to the best of my knowledge.

I Agree : Yes

### Additional Details

Apply to the Office NWKRTC Division Office(NWKRTC Divisions- Dhanward )

Draft Reference No : Draft\_NW005S/2021/00008

31/5/2021 01:32:33 IST <http://serviceonline.gov.in/karnataka>

[Attach Annexure](#) [Edit](#) [Cancel](#) [Click here to initiate new application](#)

MINISTRY OF PANCHAYATI RAJ GOVERNMENT OF INDIA | Digital India Power To Empower | data.gov.in Open Government Data (OGD) Platform India | in.dta.gov.in | Deity | PMINDIA



## Step 9: Attach the annexures and click on **save annexures**.

Sanction of honorarium award to families, issued by the Karnataka Accountant General	Sanction of honorarium award to fami	Choose File sample.pdf
	<i>Document Format</i>	Scan
		Fetch from DigiLocker
Aadhaar Card	Aadhaar card	Choose File sample.pdf
	<i>Document Format</i>	Scan
		Fetch from DigiLocker
Information/Documents stipulated by Deputy Commissioner to certify that the applicant is wife/widow of freedom fighter	Information or Documents stipulated t	Choose File sample.pdf
	<i>Document Format</i>	Scan
		Fetch from DigiLocker
passport size photos of wife or widow of Freedom Fighters certifying by gazetted officer	Passport size Photograph	Choose File test.jpg
	<i>Document Format</i>	Scan
		Fetch from DigiLocker

**Save Annexure** Cancel Back

MINISTRY OF PANCHAYATI RAJ | Digital India | data.gov.in | india.gov.in | DigiY | PMINDIA

## Step 10: Saved annexures will be displayed and click on submit.

1) Government Order regarding award and sanction of honorarium to their families.	Government Order regarding award
2) Sanction of honorarium award to families, issued by the Karnataka Accountant General	Sanction of honorarium award to families
3) Aadhaar Card	Aadhaar card
4) Information/Documents stipulated by Deputy Commissioner to certify that the applicant is wife/widow of freedom fighter	Information or Documents stipulated by Deputy Commissioner
5) passport size photos of wife or widow of Freedom Fighters certifying by gazetted officer	Passport size Photograph

**Additional Details**

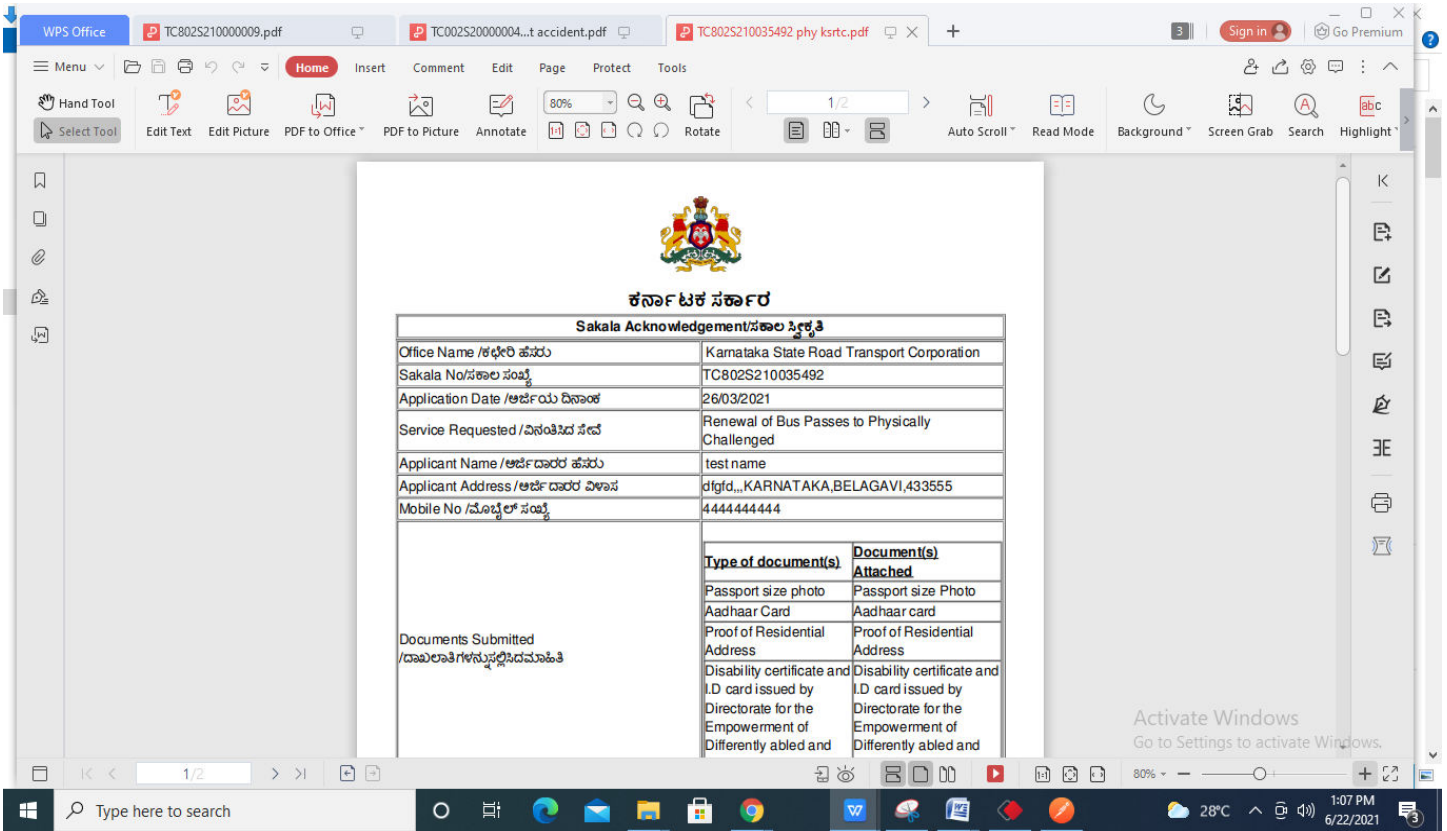
Apply to the Office: NWKRTC Division Office(NWKRTC Divisions- Dharward )

Draft Reference No : Draft\_NW005S/2021/00008

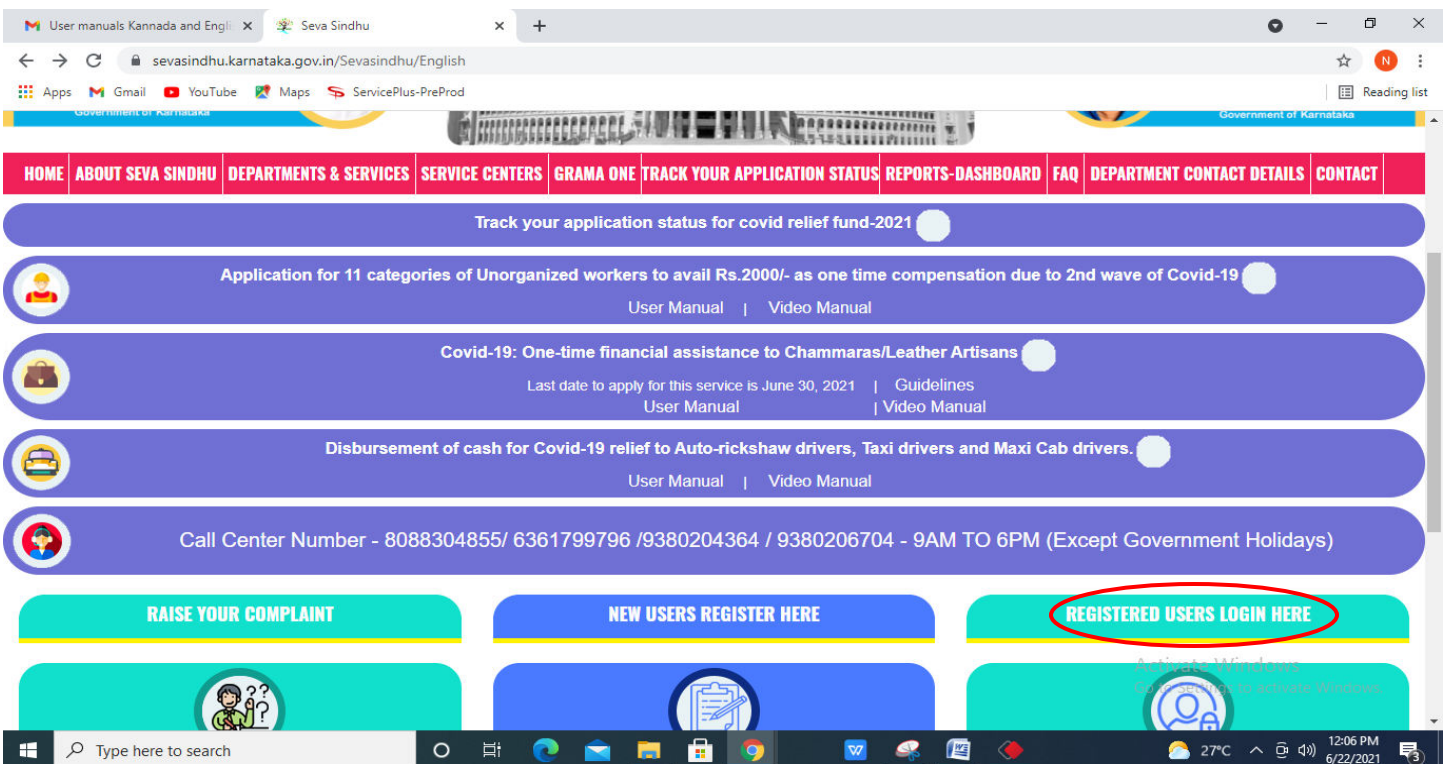
**Submit** Cancel

MINISTRY OF PANCHAYATI RAJ | Digital India | data.gov.in | india.gov.in | DigiY | PMINDIA

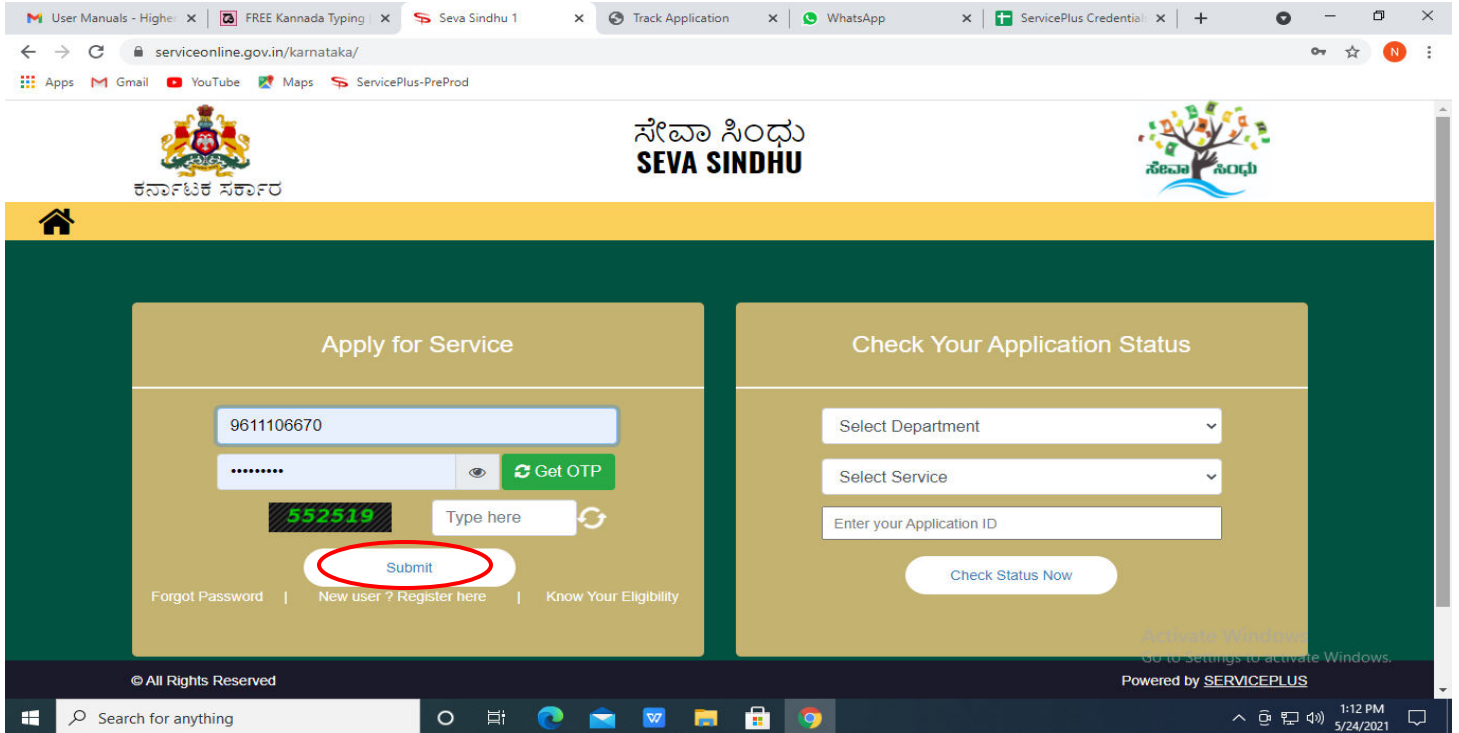
**Step 11:** After submit Successful, Sakala acknowledgement will be generated.



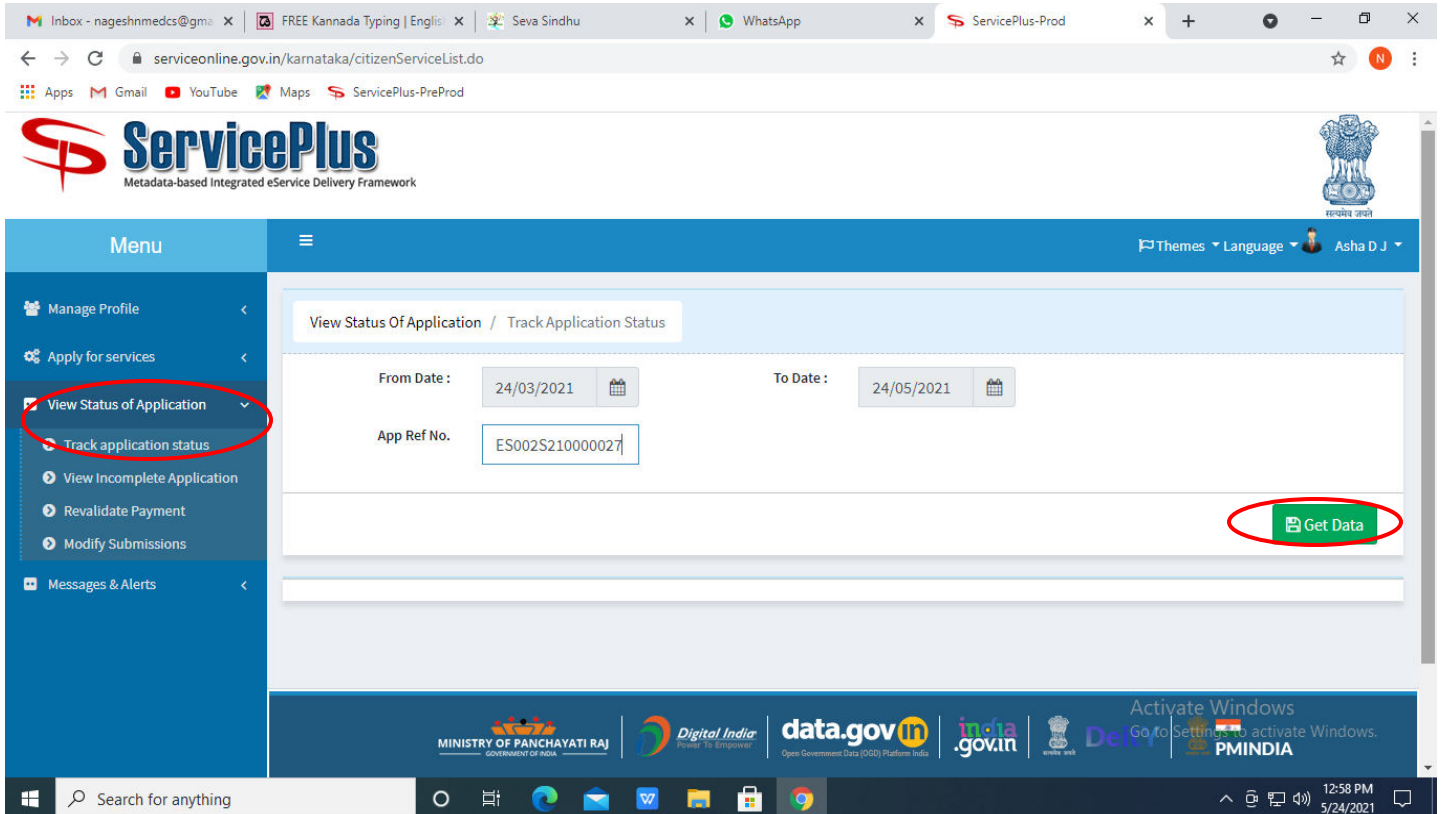
**Step 12:** To download the certificate, go to the [sevasindhu.karnataka.gov.in](http://sevasindhu.karnataka.gov.in) and click on **Registered Users Login Here**



**Step 13:** Once the login page is open, enter your username, password/OTP, captcha and click on **Submit**.



**Step 14:** Click on **View Status of Application** --> **Track application status**. Enter Application Reference Number (you can refer to Acknowledgment/SMS to get Application Reference Number) and click on **Get Data**.



**Step 15: Check Current Status of the application. If it is delivered, Click on Delivered.**

View Status Of Application / Track Application Status

From Date: 24/03/2021 To Date: 24/05/2021

App Ref No. ES002S210000027

Get Data

Show 10 entries

SNo	Service Name	Application Reference No	Submission Date	Due Date	Current Status
1	Application for Death Certificate	ES002S210000027	20/05/2021	21/05/2021	Delivered

Showing 1 to 1 of 1 entries

First Previous 1 Next Last

**Step 16: Under Issue Document(s), click on Output certificate**

Status of Application

Application Reference Number : ES002S210000027

Name of the Service : Application for Death Certificate

Applied By : Asha D J

Application due Date : 21/05/2021

S.No.	Task Name	Form Details	Issued Document(s)	Status	Remarks
1	Application Submission	<a href="#">View</a>	<a href="#">Acknowledgement</a>	Completed	NA
2	Push application data to DB	NA	Nil	Forwarded	<a href="#">View</a>
3	Callback Webservice	NA	<a href="#">Output Certificate</a>	Delivered	<a href="#">View</a>

Close



**Step 17: Rs.2000 worth of Free Bus Coupons to wife of Freedom Fighters output certificate will be downloaded. You can print the certificate if required.**

The screenshot shows a WPS Office window with three PDF files open. The active document is titled 'TC002S20000004...t accident.pdf'. The document content is as follows:

**ಕರ್ನಾಟಕ ರಾಜ್ಯ ಸಾರ್ವಜನಿಕ ಸಂಚಾರ ಸಂಸ್ಥೆ**  
**KSRTC PASSENGERS ACCIDENT RELIEF FUND TRUST**  
**CENTRAL OFFICE, K.H.ROAD, BENGALURU-27.**  
No.TC002S200000041 Dated: 07/11/2020

The Divisional Controller,  
Mandya  
KSRTC,  
Sir,

Sub: Enclosing Accident Relief payment cheques.

With reference to the above subject and reference, bus bearing No gh belongs your division met with an accident on: 02/11/2020. No.13 ARI in which of the passenger of the bus died. Cheque No. hqj dated:04/11/2020 for Rs. 76 drawn in favour of SV/Sm1.56;56 of the deceased is forwarded here with. Please invite Sr. Manager to divisional office and hand over cheque by taking snap and publish the same in the local daily.

Further, another cheque No hqj dated: 16/11/2020 for Rs. 6565 is also enclosed here with towards reimbursement of the immediate compensation paid to the kth of the deceased from your office.

You are requested to acknowledge the receipt of cheques and send the snapshot handing over cheque to the beneficiary along with paper clipping.

Thanking You,

Activate Windows  
Go to Settings to activate Windows.